

















Performance Attributes				
High Temperature/Low Temperature Ambient Range	Extended Drain Intervals			
	Cold-Weather Performance			
	Shear Stability			
	Powershift Transmissions			
	Final Drives			

Good Performance  Better Performance  Best Performance 

*The above chart is for illustration purposes only; refer to the Technical Data Sheets on fuel.crs for the technical properties of each product.

©Registered trademark of Federated Co-operatives Limited